

Building Community

Professor Curt Bonk
Instructional Systems Technology Department
School of Education
Indiana University, Bloomington, IN

Sponsored by:
Instructional Consulting
<http://www.indiana.edu/~icy>
Instructional Systems Technology
<http://www.indiana.edu/~ist>



Content Overview

1. Course introductions and social ice breakers.
2. Celebrating accomplishments.
3. Creating shared history, belongingness, course identity, and membership.



Content Overview

4. Mission and purpose.
5. Weekly rituals.
6. Building trust and respect.



Content Overview

7. Sharing knowledge and learning.
8. Member collaboration and team products.
9. Giving and receiving information.



Content Overview

10. Member influence and participation.
11. Embedded in practices and the real world.
12. Post pictures and profiles.



Photo Sharing: Flickr

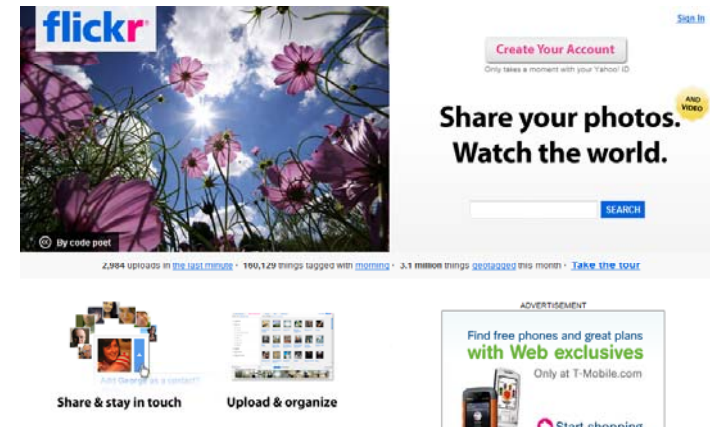
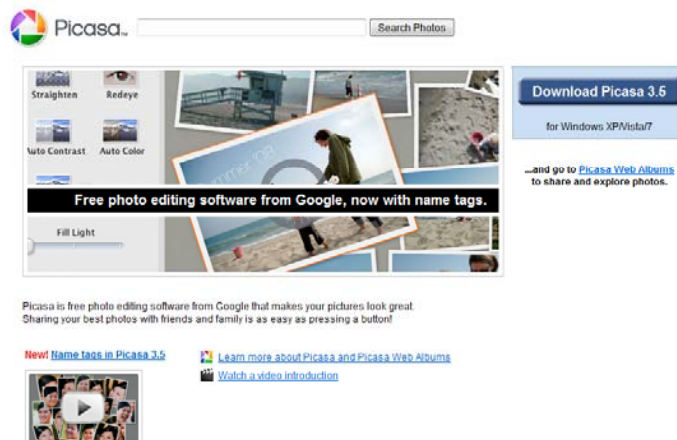


Photo Sharing: Picasa



Examples of Challenges

1. Student made t-shirts: "I survived the Web course,"
2. Students who did not want to leave the course.



Advice and Guidelines

1. Using student personal information to enhance the course through interests.
2. Ice breakers: commitments, 8 nouns, expectations, personal interests, favorite websites, goals for course, etc.
3. Post testimonials.

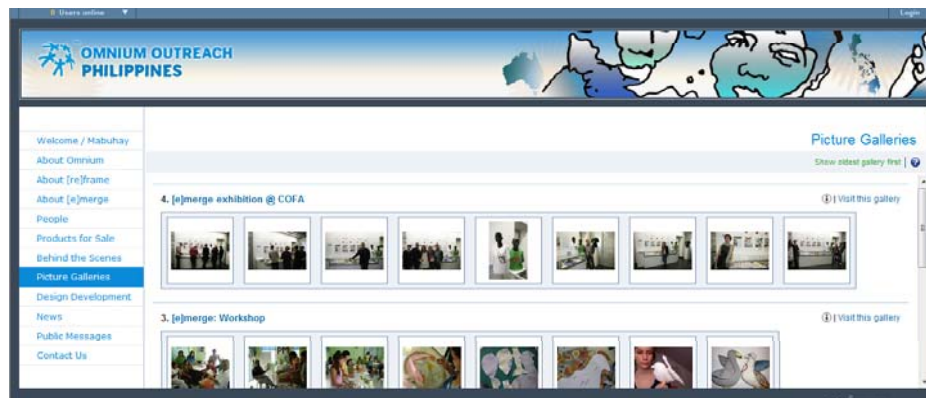


Advice and Guidelines

4. Create course logo, motto, or t-shirt.
5. Sometimes hard to replicate.
6. Post online galleries of student work, course glossary, syllabus, etc.



Gallery Tour: Omnium Project (photomedia)



Gallery Tour: Digital Storytelling Project

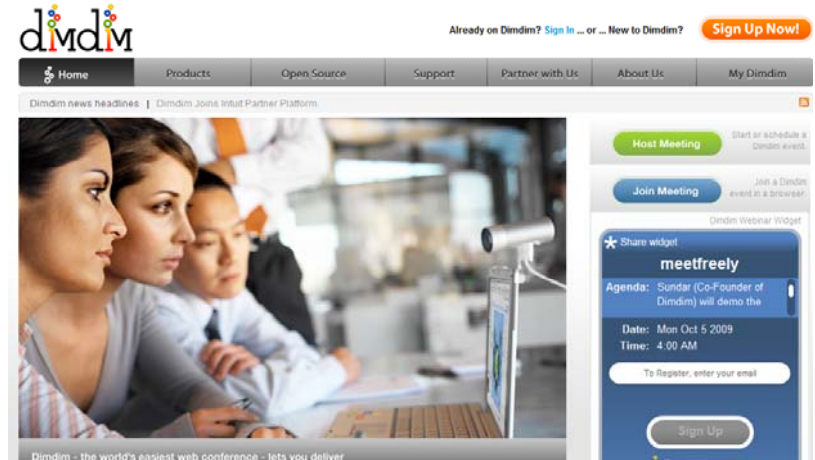


Advice and Guidelines

7. Bring in guest speakers for weekly chats using your course management system or a Web conference tool like Dimdim, Elluminate, or Adobe Connect Pro.
8. Coordinate global collaborations with students in similar courses at other colleges and universities.



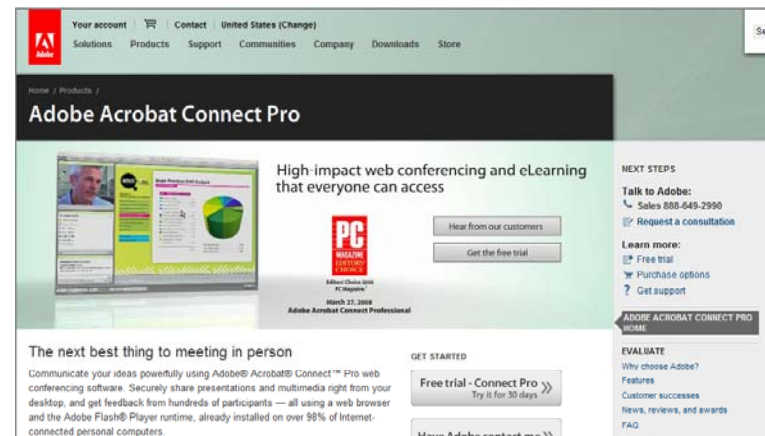
Web Conferencing: Dimdim



Web Conferencing: Elluminate



Web Conferencing: Adobe Connect Pro

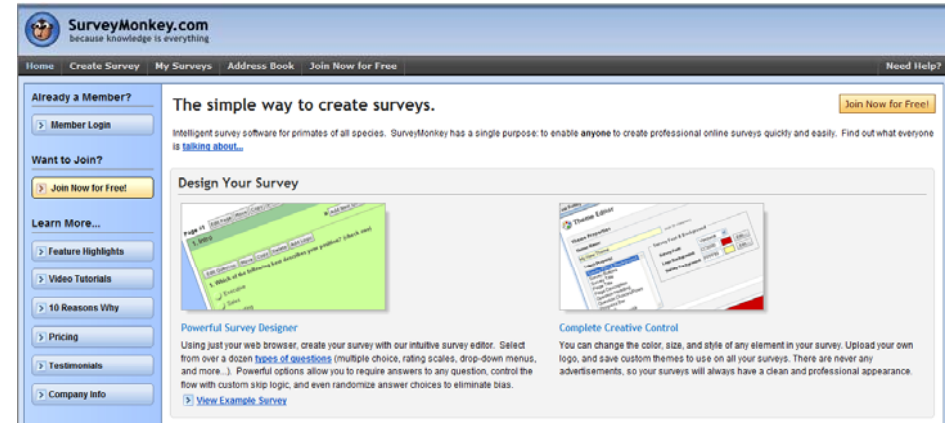


Advice and Guidelines

9. Allow for student voting, suggestions, and choice in assignments.
10. Allow work teams to form around shared interests.
11. Force online reflection on student internships and practicum experiences.



Online Surveys: SurveyMonkey



Online Surveys: Zoomerang



Online Surveys: MisterPoll



Online Surveys: MicroPoll

micropoll
web polls made easy

Create Your Web Poll - Free

Enter Question Text
Would you like to setup polls on your website?

Answers (One answer per line)
Yes
No

Email Address

CREATE MY POLL

Website Polls
• Unlimited Polls & Responses - Free Forever
• Web 2.0 Website Polls

“We found that MicroPoll offered the broadest range of features at the best price. I am a loyal customer and I highly recommend MicroPoll.”
Andy Liu
CEO

Advice and Guidelines

12. Use online mentoring and tutoring from experts where possible.
13. Foster peer interaction and feedback.
14. Archive prior semester work and post best examples.



E-Mentoring: MENTOR/National Mentoring Partnership

MENTOR

HOME ABOUT MENTOR DONATE EVENTS

BE A MENTOR START A PROGRAM FIND RESOURCES ACCESS RESEARCH TAKE ACTION

E-mentoring Clearinghouse

E-Mentoring is a mentoring relationship conducted via the Internet. E-mail can be the exclusive vehicle for young people and mentors to connect or it can be an additional communication tool for those who ordinarily meet in person. Either way, e-mentoring shares the goal of face-to-face mentoring: establishing a trusting, nurturing, positive relationship between the mentor and a young person.

The use of technology is what sets e-mentoring apart from traditional mentoring and organizations that are developing an e-mentoring program need to think about what safeguards they will have in place to protect everyone involved, and ensure participants' safety and privacy.

Organizing and administering a responsible e-mentoring program requires no less effort than conducting a traditional program. When setting up your e-mentoring program you still need to incorporate the **Elements of Effective Practice**.

Resources, training and ongoing support of participants is vital to any mentoring initiative's success. To support the e-mentoring organization in these efforts, the Clearinghouse provides resources and online training for both e-mentors and e-mentees. Organizations can use the trainings and link to them via our Web site.

E-Mentor Training – Online training developed for mentees on the basics of mentoring. Topics include: mentor relationship, how to form a good relationship, ability to learn from each other.

E-Mentoring: My eCoach

my eCoach

Home eLibrary Store

Welcome to My eCoach

My eCoach is a customized service and an online community that helps you become better at whatever you do. We guide individuals and organizations towards realizing their goals and visions. My eCoach:

- helps you learn, connect, and share
- offers tools all in one place
- allows public and private spaces
- offers you coaching support
- uses the train-the-trainer model
- and so much more

My eCoach works for everyone: individuals, businesses, organizations, schools, districts, classrooms, clubs, families, etc. Be in charge of your personal and professional learning and join now. For questions or more information, use the contact form.

Examples

Tours
Click below to take a video tour:

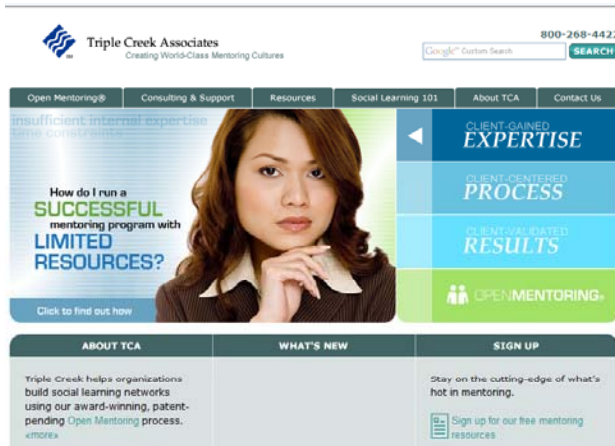
- Getting Started
- Team Tools (for team members)

Free Resources from my eCoach

“Dear Gay, Gayle and Janet (EVL),
Thank you very much for the fun day today. It was a challenge making our little presentation but it was fun doing it. By doing this it taught us what to watch out for in the actual planning of our project. So once again, Thank you all so much, Pam”


Pam Randall
Thanks for the fun day!
Vicki Whisman
Los Altos, Ca.

E-Mentoring: Triple Creek Associates



Advice and Guidelines

18. Students should be challenged to engage the material from different perspectives.
19. Have students respond to online polls and surveys using tools like SurveyMonkey and Zoomerang.
20. Post pictures or videos from events.



Online Resources: Websites



Online Resources: Blogs



Time for You to Build An Online Community!

For More Information, Contact:

Instructional Consulting

Indiana University

School of Education

Bloomington, Indiana

<http://www.indiana.edu/~icy/>



Building Community

Hosted By:

Professor Curt Bonk

Instructional Systems Technology Department

School of Education

Indiana University, Bloomington, IN

Sponsored by:

Instructional Consulting

<http://www.indiana.edu/~icy>

Instructional Systems Technology

<http://www.indiana.edu/~ist>

For more information, please visit Instructional Consulting at <http://www.indiana.edu/~icy>